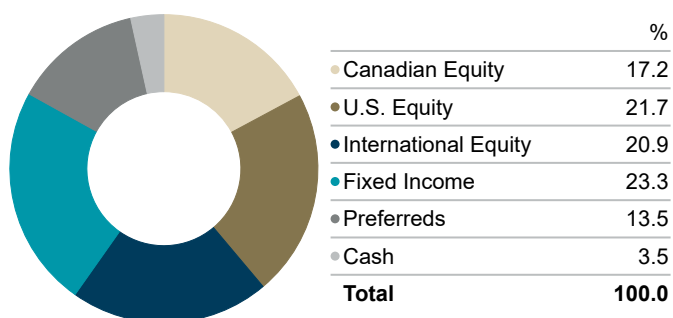


# GLOBAL BALANCED POOL

As of 10/31/2020



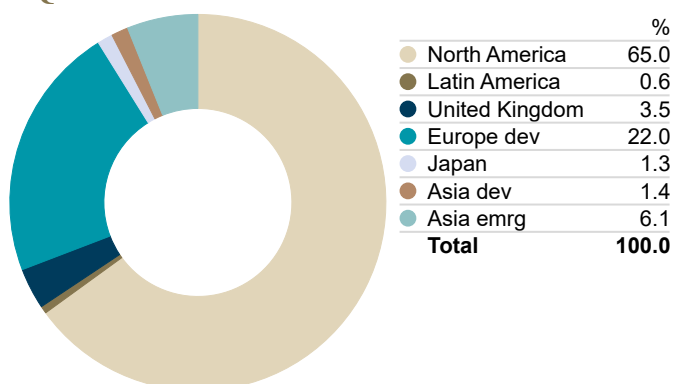
## ASSET ALLOCATION



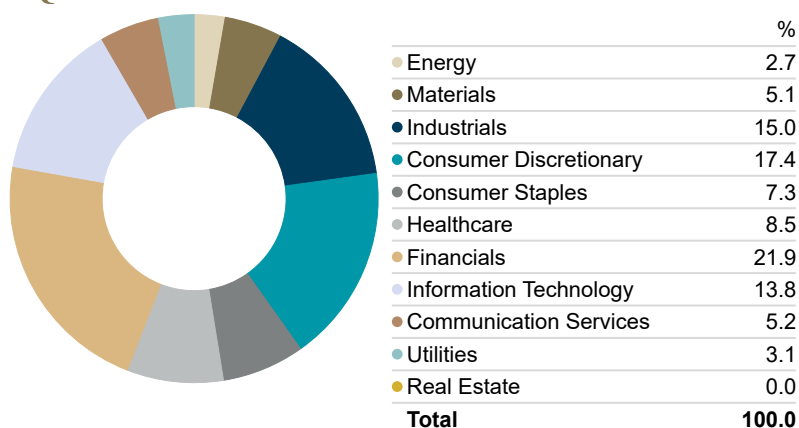
## INVESTMENT PHILOSOPHY

The Global Balanced Pool takes a "pool of pools" approach. It holds varying weights of the Diversified Fixed Income Pool, the International Equity Pool, the Canadian Equity Pool and the U.S. Equity Pool. The objective of the strategy is to manage portfolio risk while achieving above average long-term returns through a combination of capital growth, dividend and interest income.

## EQUITY REGIONAL EXPOSURE



## EQUITY SECTORS



## CALENDAR YEAR RETURNS

	YTD	2019	2018	2017	2016	2015
Global Balanced Pool	-2.88%	14.05%	-5.12%	12.47%	7.68%	5.52%
*Internal Benchmark	1.91%	14.59%	-2.35%	9.99%	7.03%	4.72%

## TRAILING RETURNS

	1 Month	3 Month	6 Months	1 Year	3 Years	5 Years	10 Years	Since Inception
Global Balanced Pool	-0.91%	1.44%	9.43%	0.51%	2.09%	5.06%	6.08%	3.96%
*Internal Benchmark	-1.87%	-0.81%	6.38%	4.69%	4.75%	6.31%	6.99%	5.73%

Returns are expressed gross of fees in Canadian dollars

## SNAPSHOT

P/E Ratio (TTM)	16.70
P/B Ratio (TTM)	1.55
ROE % (TTM)	16.71
ROIC (TTM)	10.66
Debt to Capital % (trailing)	37.83
Tracking Error 1 Yr (Mo-End)	5.00

## STANDARD DEVIATION (3yr monthly return)

	Global Balanced Pool	*Internal Benchmark
Std Dev	11.57	8.91

# GLOBAL BALANCED POOL

As of 10/31/2020

## INVESTMENT GROWTH ON \$1,000,000 OVER LAST 5 YEARS



## TOP 10 HOLDINGS

	Sector	Portfolio Weighting %
CWB M&P Diversified Fixed Income Pool	—	36.20
CWB M&P International Equity Pool	—	21.77
CWB M&P U.S. Equity Pool	—	20.88
CWB M&P Canadian Equity Pool	—	18.42
CWB Onyx Diversified Income O	—	2.46

## MATURITY BREAKDOWN

Maturity 1-3 Yr %	5.99
Maturity 3-5 Yr %	3.25
Maturity 5-7 Yr %	2.81
Maturity 7-10 Yr %	2.45
Maturity 10-15 Yr %	0.85
Maturity 15-20 Yr %	1.20
Maturity 20-30 Yr %	4.21
Maturity 30+ Yr %	2.55

## POOL FACTS

NAV	10.71	Trustee	CIBC Mellon Trust Co	Yield (%)	3.1
Firm Name	CWB McLean & Partners Wealth Management Ltd	Dividend Distribution Frequency	Quarterly	Inception Date	January 2008
Base Currency	Offered in Canadian Dollars	Auditor	KPMG LLP	Fund Size	\$161 million

\*Internal Benchmark: CWB McLean & Partners uses index metrics developed internally to monitor the performance of our pools against expectations.



*This portfolio report is prepared from information received from sources we believe to be reliable. It is not an official statement of the pool fund positions. CWB M&P reports are for the sole purpose of managing client portfolios on a managed and non-managed basis.*