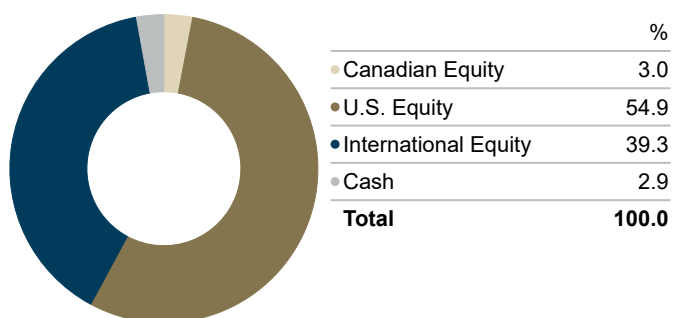


# GLOBAL EQUITY POOL

As of 09/30/2021



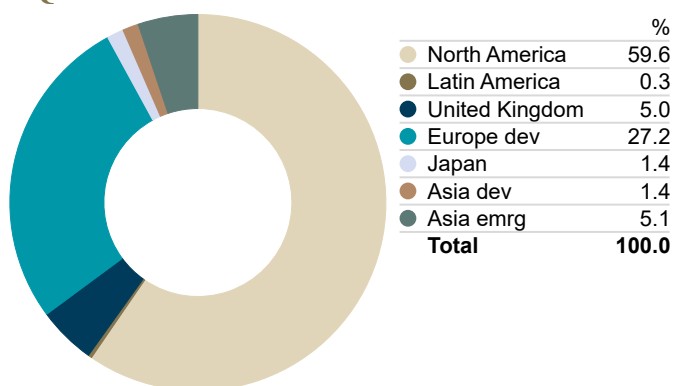
## ASSET ALLOCATION



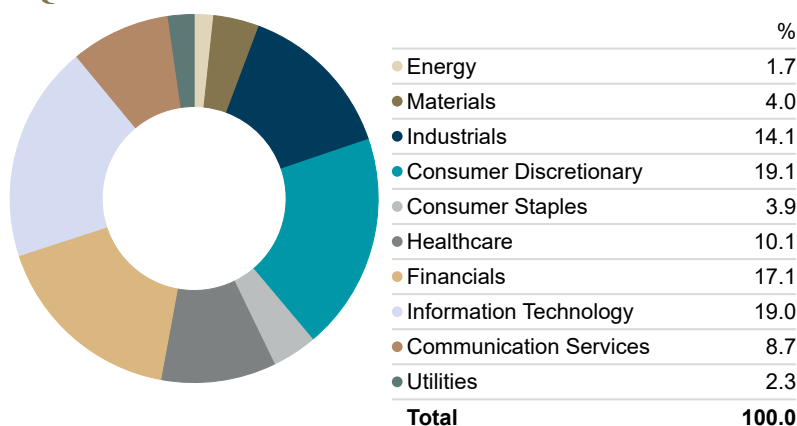
## INVESTMENT PHILOSOPHY

The objective of the strategy is to provide global equity exposure and deliver long-term capital appreciation for investors. The Global Equity Pool takes an efficient "pool of pools" approach and holds targeted exposure of the Canadian, International, and U.S. Equity Pools. It is an optimal all-in-one solution with higher exposure to U.S. and International equities. The three underlying pools hold individual equity positions and are managed actively in a manner consistent with our investment process.

## EQUITY REGIONAL EXPOSURE



## EQUITY SECTORS



## CALENDAR YEAR RETURNS

	YTD	2020	2019	2018	2017	2016
Global Equity Pool	11.88%	12.59%	21.45%	-6.42%	19.28%	7.00%
* Internal Benchmark	10.50%	14.04%	20.24%	-3.06%	15.20%	7.53%

## TRAILING RETURNS

	1 Month	3 Months	6 Months	1 Year	3 Years	5 Years	10 Years	Since Inception
Global Equity Pool	-4.02%	-0.03%	2.88%	29.57%	11.48%	12.26%	12.03%	6.14%
* Internal Benchmark	-3.89%	1.23%	7.11%	20.86%	11.87%	11.95%	13.21%	8.13%

Returns are expressed gross of fees in Canadian dollars

## SNAPSHOT

P/E Ratio (TTM)	15.22
P/B Ratio (TTM)	2.24
ROE % (TTM)	27.48
ROIC (TTM)	16.74
Debt to Capital % (trailing)	39.01
Tracking Error 1 Yr (Mo-End)	6.19

## STANDARD DEVIATION (3yr monthly return)

	Global Equity Pool	*Internal Benchmark
Std Dev	18.09	13.09

# GLOBAL EQUITY POOL

As of 09/30/2021

## INVESTMENT GROWTH ON \$1,000,000 OVER LAST 5 YEARS



## TOP 10 HOLDINGS

	Sector	Portfolio Weighting %
CWB M&P U.S. Equity Pool	—	55.30
CWB M&P International Equity Pool	—	41.25
CWB M&P Canadian Equity Pool	—	3.25

## POOL FACTS

NAV	15.77	Trustee	CIBC Mellon Trust Co	Yield (%)	1.3
Firm Name	CWB McLean & Partners Wealth Management Ltd	Dividend Distribution Frequency	Quarterly	Inception Date	January 2008
Base Currency	Offered in Canadian and US Dollars	Auditor	KPMG LLP	Fund Size	\$132 million

\*Internal Benchmark: CWB McLean & Partners uses index metrics developed internally to monitor the performance of our pools against expectations.



*This portfolio report is prepared from information received from sources we believe to be reliable. It is not an official statement of the pool fund positions. CWB M&P reports are for the sole purpose of managing client portfolios on a managed and non-managed basis.*