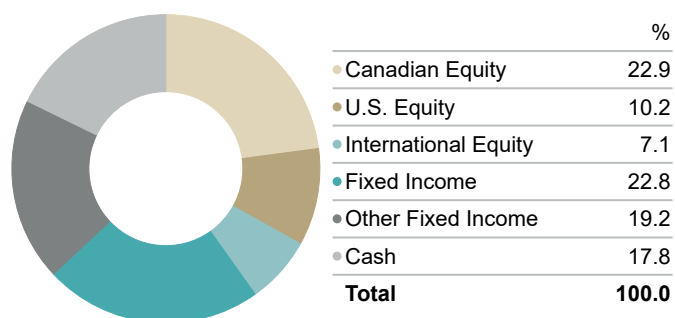


# TACTICAL MONTHLY INCOME POOL



As of 11/30/2021

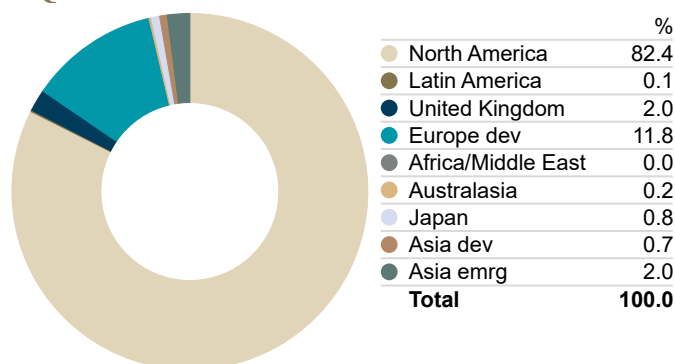
## ASSET ALLOCATION



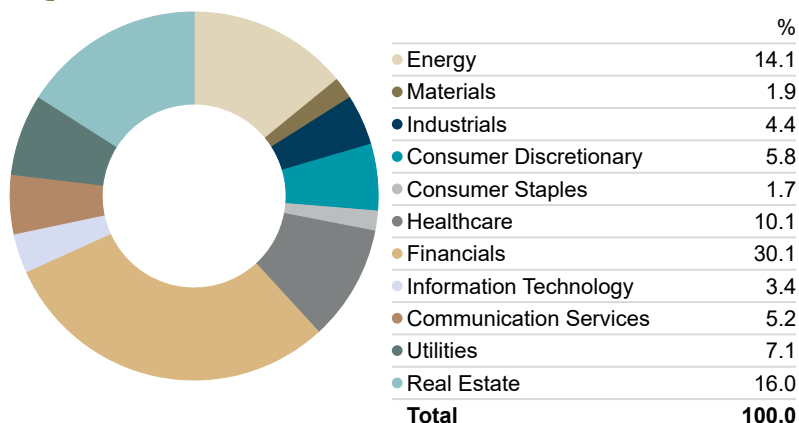
## INVESTMENT PHILOSOPHY

The Tactical Monthly Income Pool invests in a diversified portfolio of global equity and fixed income securities to provide investors regular monthly distributions by focusing on a portfolio of income-generating securities with potential for modest capital growth. This strategy will employ an active approach consistent with our research process.

## EQUITY REGIONAL EXPOSURE



## EQUITY SECTORS



## CALENDAR YEAR RETURNS

	YTD	2020	2019	2018	2017	2016
Tactical Monthly Income Pool	13.29%	0.32%	13.52%	-5.97%	10.92%	13.54%

## TRAILING RETURNS

	1 Month	3 Months	6 Months	1 Year	3 Years	5 Years	Since Inception
Tactical Monthly Income Pool	-0.86%	0.48%	3.64%	15.25%	7.62%	6.65%	6.30%

Returns are expressed gross of fees in Canadian dollars

## SNAPSHOT

P/E Ratio (TTM)	12.33
P/B Ratio (TTM)	1.65
ROE % (TTM)	14.27
ROIC (TTM)	10.65
Debt to Capital % (trailing)	43.10

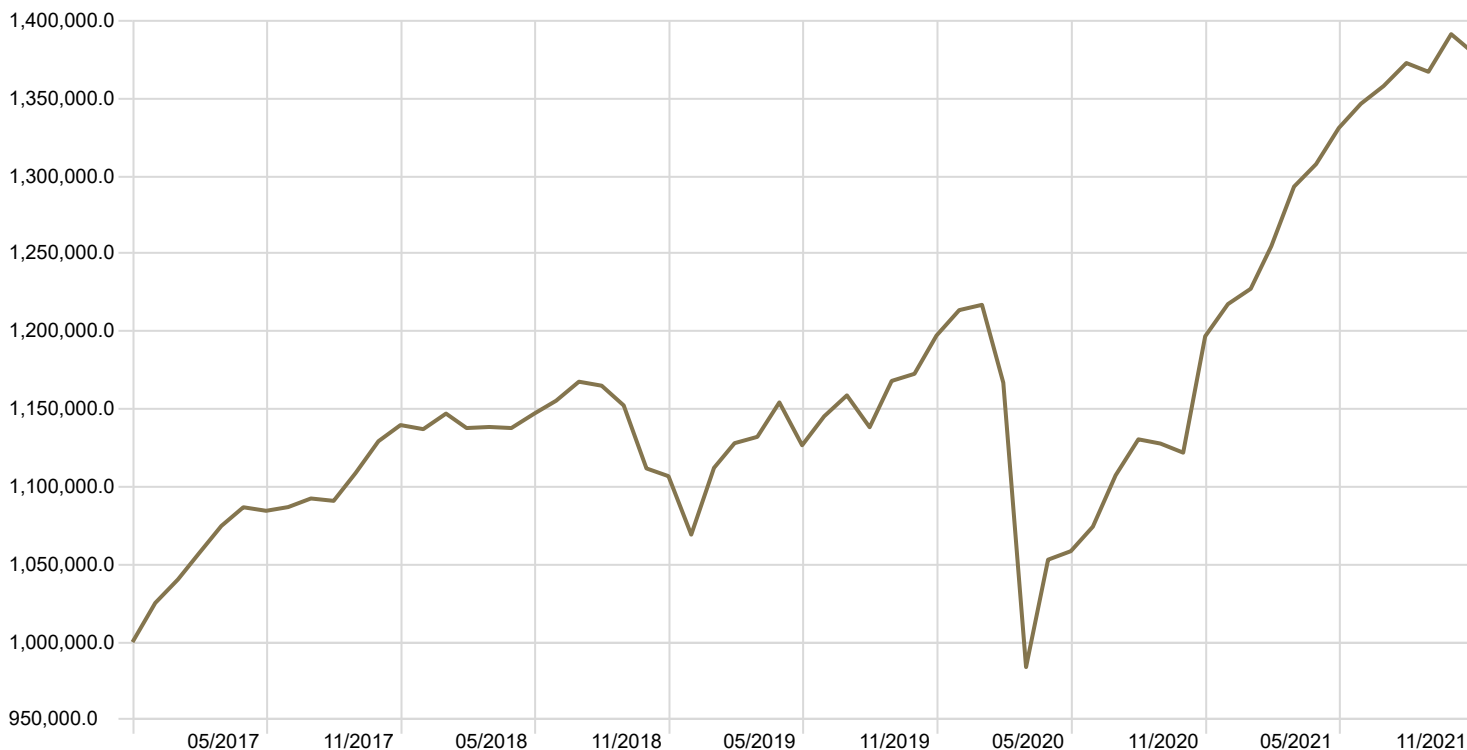
## STANDARD DEVIATION (3yr monthly return)

Std Dev	12.38
---------	-------

# TACTICAL MONTHLY INCOME POOL

As of 11/30/2021

## INVESTMENT GROWTH ON \$1,000,000 OVER LAST 5 YEARS



## TOP 10 HOLDINGS

	Sector	Portfolio Weighting %
CWB M&P Diversified Fixed Income Pool	—	22.77
CWB Onyx Diversified Income O	—	9.18
CWB M&P International Equity Pool	—	7.08
Canso Bnk Ln-F/NI/N'frac	—	4.81
Leon Frazer Canadian Dividend	—	3.86
CWB M&P U.S. Equity Pool	—	2.88
Nexus Real Estate Investment Trust	Real Estate	2.65
BlackRock Float Rate Strat	—	2.15
Timbercreek Financial Corp	Financial Services	2.03
AllianceBernstein Glb High Inc	—	1.90

## POOL FACTS

NAV	11.60	Trustee	CIBC Mellon Trust Co	Yield (%)	3.6
Firm Name	CWB McLean & Partners Wealth Management Ltd	Dividend Distribution Frequency	Monthly	Inception Date	June 2012
Base Currency	Offered in Canadian and U.S. Dollars	Auditor	KPMG LLP	Fund Size	\$188 million



*This portfolio report is prepared from information received from sources we believe to be reliable. It is not an official statement of the pool fund positions. CWB M&P reports are for the sole purpose of managing client portfolios on a managed and non-managed basis.*