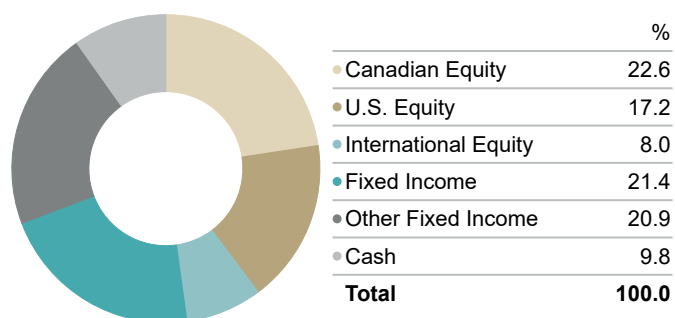


# TACTICAL MONTHLY INCOME POOL



As of 03/31/2021

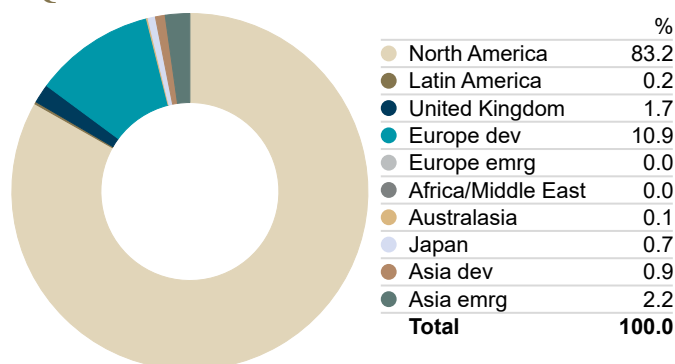
## ASSET ALLOCATION



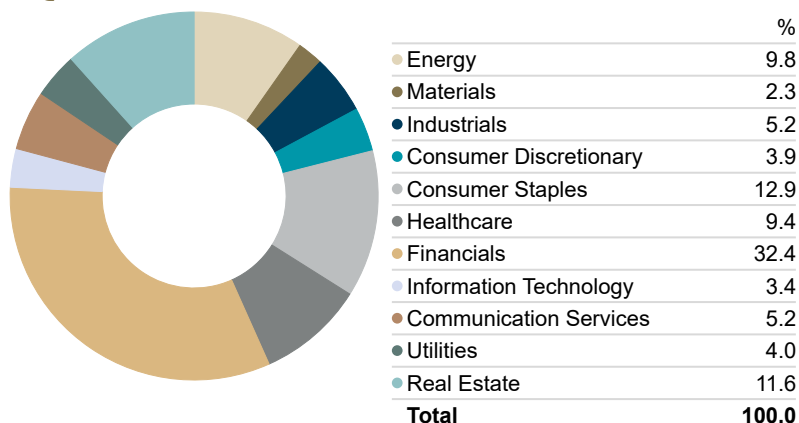
## INVESTMENT PHILOSOPHY

The Tactical Monthly Income Pool invests in a diversified portfolio of global equity and fixed income securities to provide investors regular monthly distributions by focusing on a portfolio of income-generating securities with potential for modest capital growth. This strategy will employ an active approach consistent with our research process.

## EQUITY REGIONAL EXPOSURE



## EQUITY SECTORS



## CALENDAR YEAR RETURNS

	YTD	2020	2019	2018	2017	2016
Tactical Monthly Income Pool	6.21%	0.32%	13.52%	-5.97%	10.92%	13.54%

## TRAILING RETURNS

	1 Month	3 Months	6 Months	1 Year	3 Years	5 Years	Since Inception
Tactical Monthly Income Pool	3.06%	6.21%	14.67%	31.44%	4.34%	7.12%	6.01%

Returns are expressed gross of fees in Canadian dollars

## SNAPSHOT

P/E Ratio (TTM)	16.66
P/B Ratio (TTM)	1.57
ROE % (TTM)	11.30
ROIC (TTM)	8.96
Debt to Capital % (trailing)	40.14

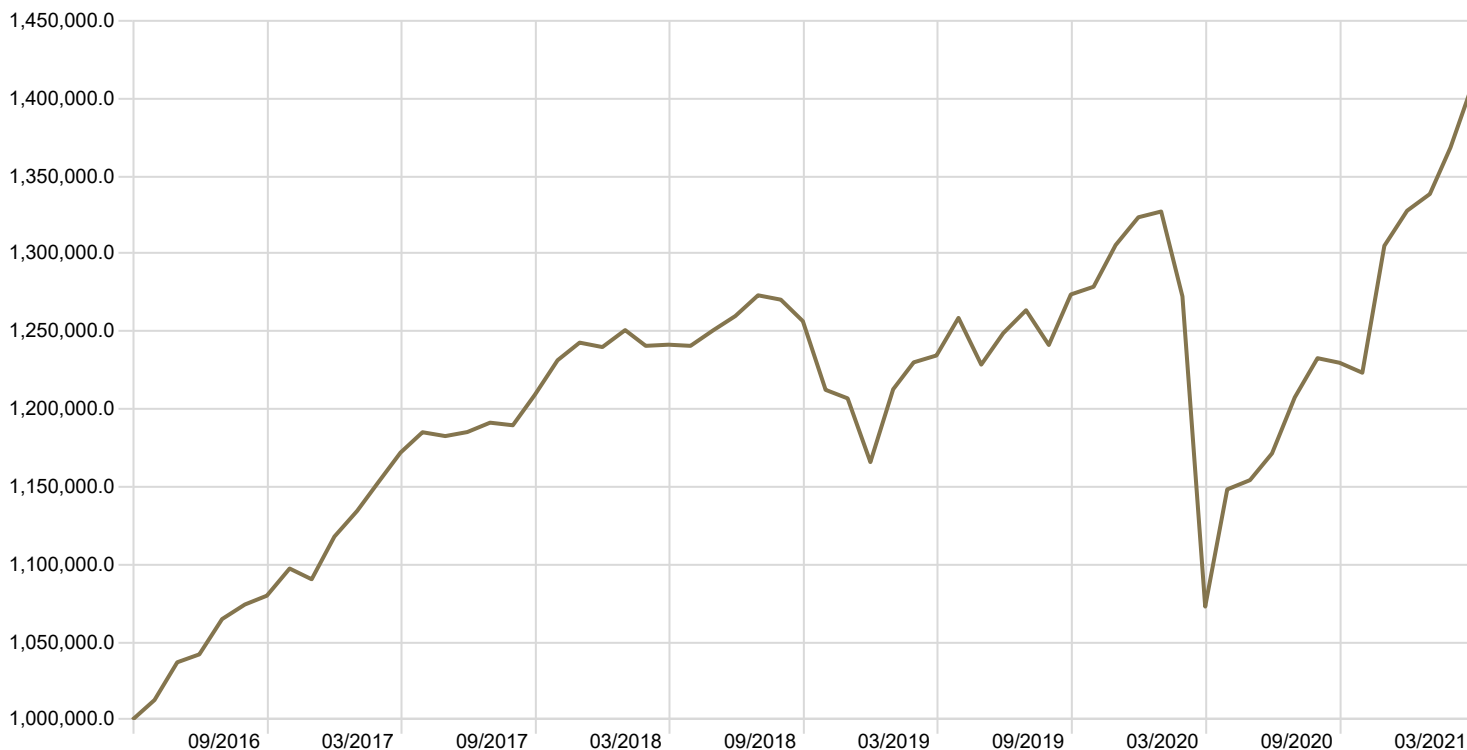
## STANDARD DEVIATION (3yr monthly return)

Std Dev	12.58
---------	-------

# TACTICAL MONTHLY INCOME POOL

As of 03/31/2021

## INVESTMENT GROWTH ON \$1,000,000 OVER LAST 5 YEARS



## TOP 10 HOLDINGS

	Sector	Portfolio Weighting %
CWB M&P Diversified Fixed Income Pool	—	25.71
CWB Onyx Diversified Income O	—	9.59
CWB M&P International Equity Pool	—	8.21
Timbercreek Financial Corp	Financial Services	2.27
Nexus Real Estate Investment Trust	Real Estate	2.16
Manulife Financial Corp	Financial Services	2.16
AllianceBernstein Glb High Inc	—	2.07
The Toronto-Dominion Bank	Financial Services	1.91
Procter & Gamble Co	Consumer Defensive	1.82
BlackRock Float Rate Strat	—	1.81

## POOL FACTS

NAV	11.14	Trustee	CIBC Mellon Trust Co	Yield (%)	3.8
Firm Name	CWB McLean & Partners Wealth Management Ltd	Dividend Distribution Frequency	Monthly	Inception Date	June 2012
Base Currency	Offered in Canadian and U.S. Dollars	Auditor	KPMG LLP	Fund Size	\$161 million



Regulated by  
Investment Industry Regulatory  
Organization of Canada

*This portfolio report is prepared from information received from sources we believe to be reliable. It is not an official statement of the pool fund positions. CWB M&P reports are for the sole purpose of managing client portfolios on a managed and non-managed basis.*