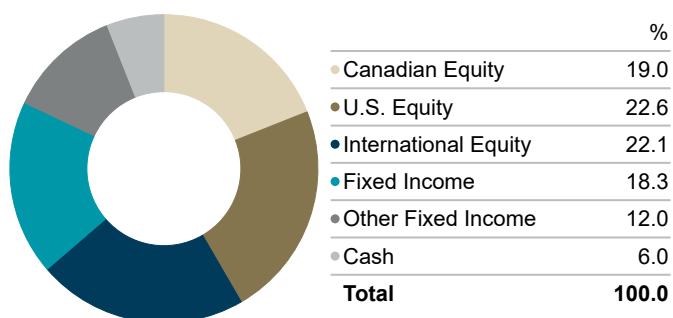


# GLOBAL BALANCED POOL

As of 03/31/2021



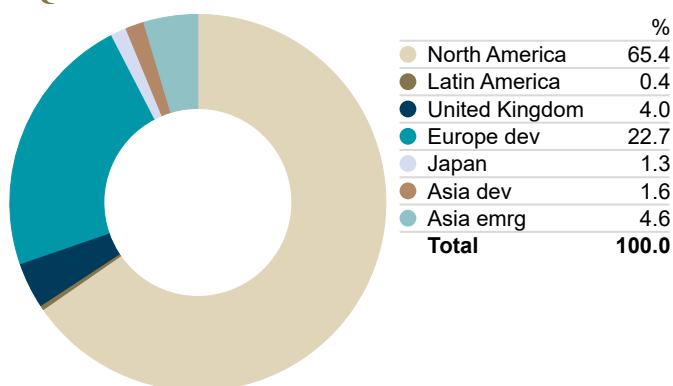
## ASSET ALLOCATION



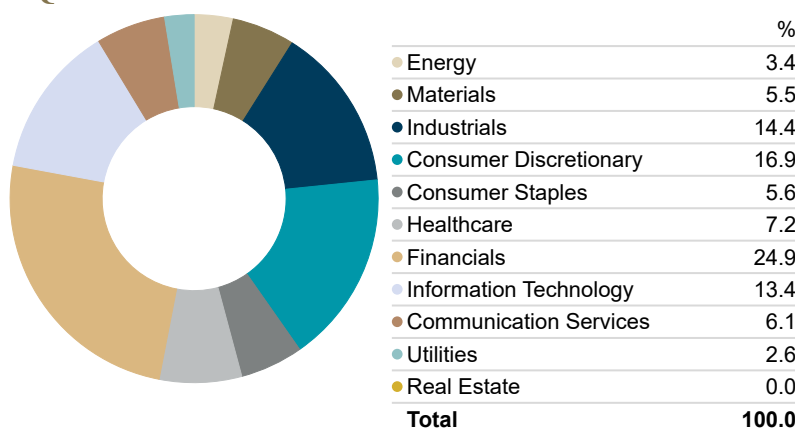
## INVESTMENT PHILOSOPHY

The objective of the strategy is to manage portfolio risk while achieving above average long-term returns through a combination of capital growth, dividend and interest income. The Global Balanced Pool takes a "pool of pools" approach. It holds varying weights of the Diversified Fixed Income Pool, the International Equity Pool, the Canadian Equity Pool and the U.S. Equity Pool.

## EQUITY REGIONAL EXPOSURE



## EQUITY SECTORS



## CALENDAR YEAR RETURNS

	YTD	2020	2019	2018	2017	2016
Global Balanced Pool	7.09%	8.93%	14.05%	-5.12%	12.47%	7.68%
*Internal Benchmark	2.27%	10.32%	14.59%	-2.35%	9.99%	7.03%

## TRAILING RETURNS

	1 Month	3 Month	6 Months	1 Year	3 Years	5 Years	10 Years	Since Inception
Global Balanced Pool	2.94%	7.09%	19.01%	41.07%	7.68%	9.27%	7.60%	5.27%
*Internal Benchmark	1.35%	2.27%	8.63%	26.36%	8.11%	8.62%	7.62%	6.36%

Returns are expressed gross of fees in Canadian dollars

## SNAPSHOT

P/E Ratio (TTM)	19.79
P/B Ratio (TTM)	2.01
ROE % (TTM)	15.80
ROIC (TTM)	9.82
Debt to Capital % (trailing)	36.98
Tracking Error 1 Yr (Mo-End)	2.82

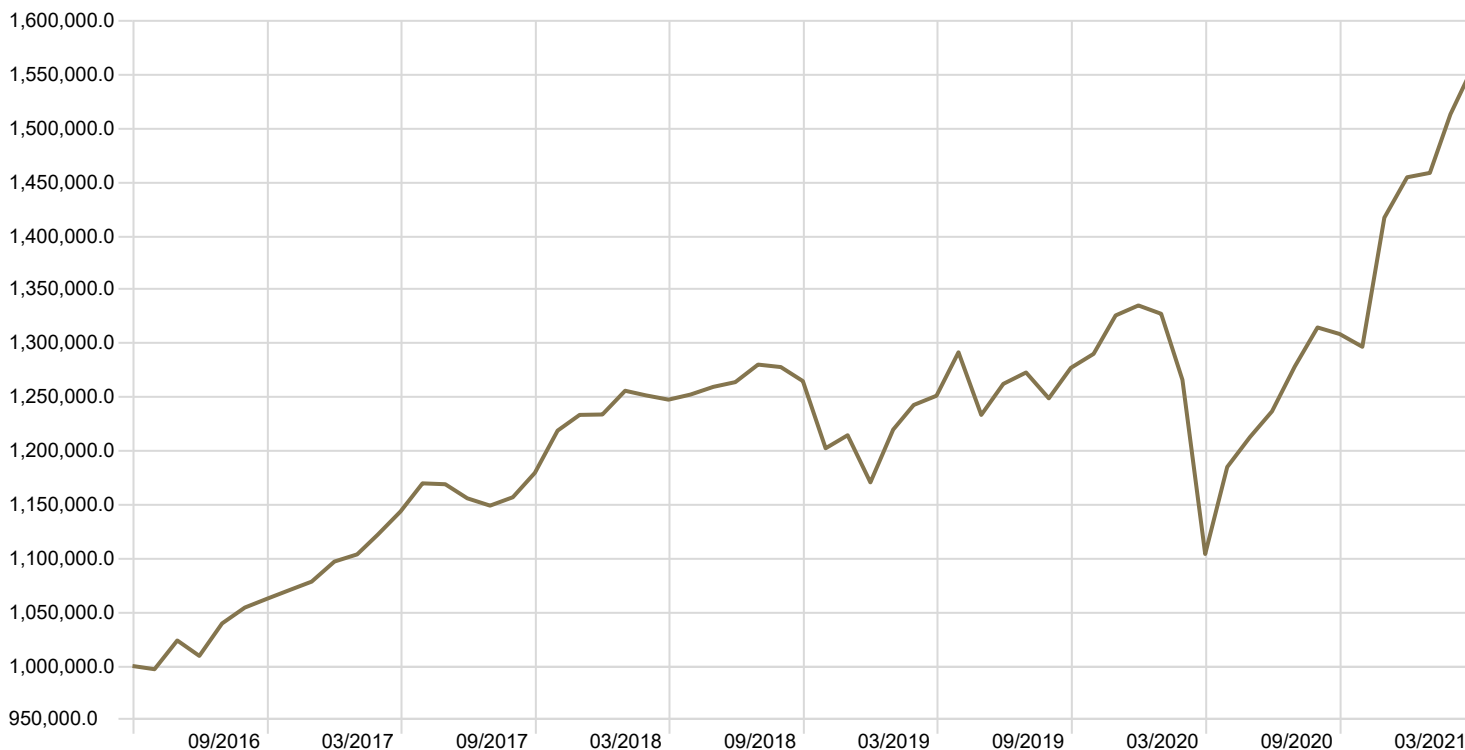
## STANDARD DEVIATION (3yr monthly return)

	Global Balanced Pool	*Internal Benchmark
Std Dev	12.90	9.53

# GLOBAL BALANCED POOL

As of 03/31/2021

## INVESTMENT GROWTH ON \$1,000,000 OVER LAST 5 YEARS



## TOP 10 HOLDINGS

	Sector	Portfolio Weighting %
CWB M&P Diversified Fixed Income Pool	—	31.93
CWB M&P International Equity Pool	—	22.59
CWB M&P U.S. Equity Pool	—	21.66
CWB M&P Canadian Equity Pool	—	20.59
CWB Onyx Diversified Income O	—	2.03

## MATURITY BREAKDOWN

Maturity 1-3 Yr %	4.97
Maturity 3-5 Yr %	1.64
Maturity 5-7 Yr %	2.65
Maturity 7-10 Yr %	1.59
Maturity 10-15 Yr %	0.62
Maturity 15-20 Yr %	0.84
Maturity 20-30 Yr %	3.95
Maturity 30+ Yr %	1.85

## POOL FACTS

NAV	12.71	Trustee	CIBC Mellon Trust Co	Yield (%)	2.1
Firm Name	CWB McLean & Partners Wealth Management Ltd	Dividend Distribution Frequency	Quarterly	Inception Date	January 2008
Base Currency	Offered in Canadian Dollars	Auditor	KPMG LLP	Fund Size	\$192 million

\*Internal Benchmark: CWB McLean & Partners uses index metrics developed internally to monitor the performance of our pools against expectations.



*This portfolio report is prepared from information received from sources we believe to be reliable. It is not an official statement of the pool fund positions. CWB M&P reports are for the sole purpose of managing client portfolios on a managed and non-managed basis.*